




MasteryConnect Overview

MasteryConnect is a system that keeps track of student understanding of the Illinois Learning Standards. When viewing your student's information in the parent portal, you will see a description of each grade level standard and a green, yellow, or red box indicating your student's current level of understanding for that standard.

-  Students who demonstrate **mastery** understand skills in the standard and need minimal teacher assistance.
-  Students who demonstrate **approaching the standard** have made progress towards understanding the skills in the standard and require further practice and some teacher assistance.
-  Students who demonstrate **partial knowledge with assistance** may have difficulty with skills in the standard and require additional instruction, practice and teacher assistance. May also indicate limited exposure to standards.

Accessing Your Parent Account

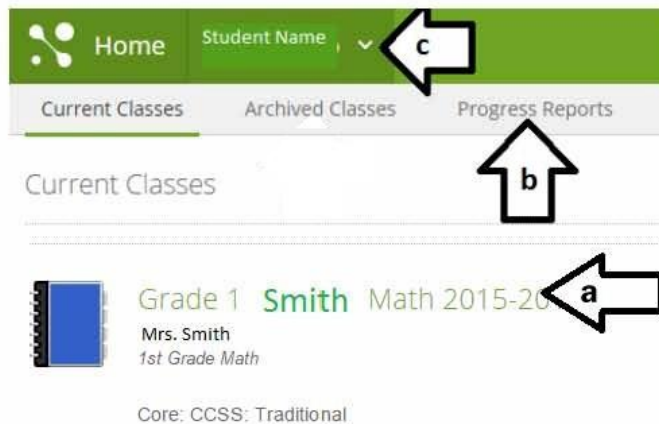
1. Use the email you receive from MasteryConnect to activate your parent account.



2. Go to the MasteryConnect homepage and click 'Login' on the top right. Enter your email address and your password to log in.



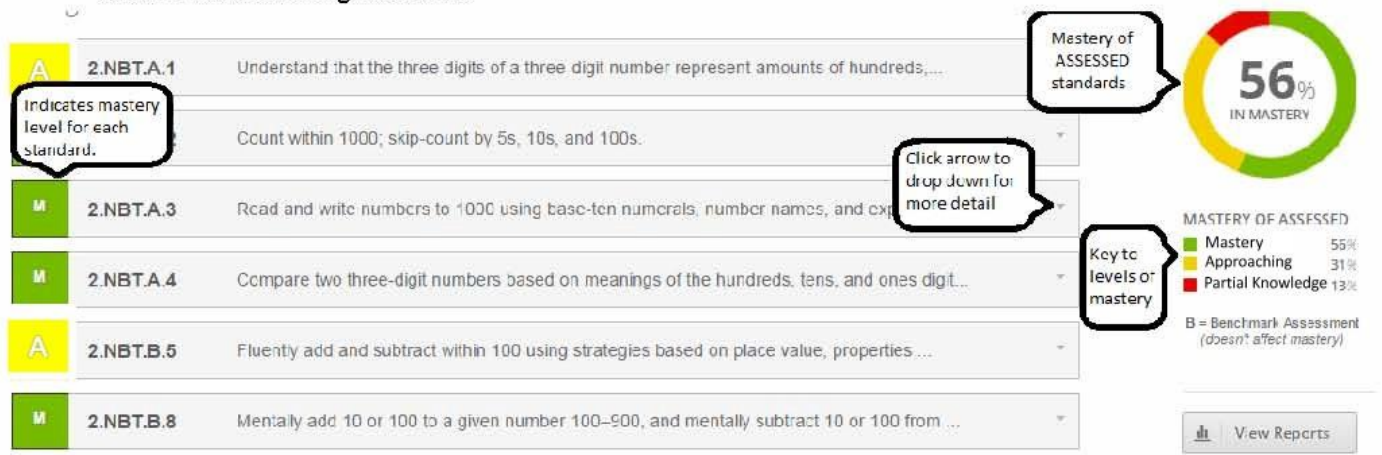
3. After logging in, you will be in the 'Current Classes' section of the parent portal. (a.) Click on the green name of the teacher class to view student progress in that class.



(b.) You will see a link to 'Progress Reports'. We do not use formal progress reports.

(c.) If you have access to the parent portal for more than one child, you will see a drop down arrow next to your child's name. Use that arrow to toggle between children. You will only have one account.

4. This is the screen you will see after clicking on the class name. It is used to report student progress toward each learning standard.



- Each row is a learning standard. You will see the abbreviation for the learning standard followed by the skills students need to know within that standard.
- On the left side of the row, you will see a green box with 'M', a yellow box with 'A', or a red box with 'P'. This indicates your student's current level of understanding for the skills in that standard.
- The percentage inside the circle on the right indicates the percentage of assessed standards that your child has mastered. **This does not indicate an average grade.**

- If you click the arrow at the end of the row, you will get more detail about that standard.

2.OA.C.3 Determine whether a group of objects (up to 20) has an odd or even number of members, e.g., by pairing objects or counting them by 2s.

I can tell if a number is even or odd.

Each item represents an assessment for the standard. Click on the item for more details. They appear in the order they were given.

2 / 3 4 / 4